

HDS 1000 Be

Independent of an external power supply: the heated HDS 1000 Be high-pressure cleaner with Honda petrol engine and electric key start. Designed for demanding continuous use and suitable for crane loading.



1 Optimum ease of use

- Automatic burner cut-out in case of water shortage and overheating.
- The ergonomically designed spray gun reduces holding and pulling force.

2 Maximum performance

- High-output burner with upright heating coil and detonation-free continuous ignition.
- For removing stubborn encrustations.



KÄRCHER

HDS 1000 Be

- Petrol engine with electro start
- Professional high-performance hot water machine

Technical data

Order No.	1.811-942.0	
EAN code	4054278169200	
Pressure	bar / MPa	40-210 / 4-21
Pressure	PSI	3000
Flow rate	l/h	450-900
Max. temperature	°C	98 / 80
Heating oil or gas consumption, full load	kg/h	5.6
Motor type	GX 390/petrol	
Engine manufacturer	Honda	
Motor rating	kW / hp	9.5 / 13
Weight	kg	165
Dimensions (L × W × H)	mm	1100 × 750 × 785

Equipment

Spray gun	EASY!Force Advanced	
Spray gun with soft grip	■	
High-pressure hose	m	15
Spray lance	mm	1050
Cage frame	■	
Anti-twist system	-	
Electro start	-	
Power nozzle	■	
Servo Control	-	
sturdy tubular steel frame for handling with crane	■	

■ Included in delivery.

ACCESSORIES FOR HDS 1000 BE

1.811-942.0

KÄRCHER



		Order No.	ID	Max. working pressure	Length	Price	Description	
Standard with unions on both sides								
High-pressure hose 2x EASY!Lock, ID 8, 315 bar, 10 m, ANTI!Twist	1	6.110-031.0	ID 8	315 bar	10 m		High-pressure hose (ID 8) suitable for up to 315 bar pressure. High-pressure hose with innovative EASY!Lock hand screw connection at both ends, ANTI!Twist, 10 m long.	▲
High-pressure hose 2x EASY!Lock ID 8, 315 bar, 20 m, ANTI!Twist	2	6.110-032.0	ID 8	315 bar	20 m		High-pressure hose (ID 8), 20 m long, with time-saving and robust EASY!Lock hand screw connection at both ends. For up to 315 bar pressure.	▲
High-pressure hose 2x EASY!Lock, ID 8, 315 bar, 30 m, ANTI!Twist	3	6.110-014.0	ID 8	315 bar	30 m		Convenient length (30 m) and innovative EASY!Lock hand screw connection: high-pressure hose (ID 8) with ANTI!Twist for up to 315 bar pressure.	▲
High-pressure hose 2x EASY!Lock, ID 10, 220 bar, 15 m	4	6.110-042.0	ID 10	220 bar	15 m		With innovative EASY!Lock hand screw connection for up to 220 bar pressure: 15 m long high-pressure hose (ID 10).	▲
High-pressure hose 2x EASY!Lock, ID 10, 220 bar, 20 m	5	6.110-043.0	ID 10	220 bar	20 m		Main features of this high-pressure hose (ID 10): 20 m long with extremely time-saving and convenient EASY!Lock hand screw connection at both ends.	▲
High-pressure hose 2x EASY!Lock, ID 10, 220 bar, 25 m	6	6.110-044.0	ID 10	220 bar	25 m		Impressive values and basic equipment: high-pressure hose, (ID 10), 25 m long, for up to 220 bar pressure.	▲
High-pressure hose 2x EASY!Lock, ID 12, 250 bar, 15 m	7	6.110-059.0	ID 12	250 bar	15 m		Suitable for up to 250 bar working pressure: high-pressure hose (ID 12), 15 m long, with convenient EASY!Lock hand screw connection at both ends.	▲
High-pressure hose 2x EASY!Lock 2x EASY!Lock ID 12, 250 bar, 40 m	8	6.110-060.0	ID 12	250 bar	40 m		With EASY!Lock hand screw connection, 40 m long for wide working radius: high-pressure hose (ID 12) with EASY!Lock hand screw connection at both ends. Suitable for up to 250 bar working pressure.	▲
High-pressure hose 2x EASY!Lock, ID 8, 315 bar, 15 m, ANTI!Twist	9	6.110-030.0	ID 8	315 bar	15 m		15 m long high-pressure hose, ID 8, with ANTI!Twist at both ends with time-saving EASY!Lock hand screw connection.	■
Longlife 400 with unions on both sides								
High-pressure hose Longlife 400 2x EASY!Lock, ID 8, 400 bar, 30 m, ANTI!Twist	10	6.110-023.0	ID 8	400 bar	30 m		Durable high-pressure hose with double steel reinforcement, ANTI!Twist and EASY!Lock hand screw connection at both ends. ID 8, 30 m long, for up to 400 bar pressure.	▲
High-pressure hose Longlife 400 2x EASY!Lock, ID 8, 400 bar, 20 m, ANTI!Twist	11	6.110-027.0	ID 8	400 bar	20 m		High-pressure hose with ANTI!Twist, EASY!Lock hand screw connections and double steel reinforcement. 20 m long, ID 8, EASY!Lock hand screw connection at both ends.	▲
High-pressure hose Longlife 400 2x EASY!Lock, ID 8, 400 bar, 15 m, ANTI!Twist	12	6.110-029.0	ID 8	400 bar	15 m		The double steel reinforcement ensures a long lifetime of this 15 m long high-pressure hose (ID 8), approved for up to 400 bar pressure hose.	▲
High-pressure hose Longlife 400 2x EASY!Lock, ID 8, 400 bar, 1.5 m	13	6.110-024.0	ID 8	400 bar	1.5 m		1.5 m short high-pressure hose (ID 8). With convenient EASY!Lock hand screw connection at both ends for robust and fast connections. Durable, for up to 400 bar pressure.	□
High-pressure hose Longlife 400 1x EASY!Lock 1x M 22 x 1.5, ID 8, 400 bar, 1.5 m	14	6.110-069.0	ID 8	400 bar	1.5 m		High-pressure hose (ID 8) with double steel reinforcement, 30 m long, suitable for up to 400 bar pressure. Connectors: M 22 x 1.5, quick and convenient EASY!Lock hand screw connection.	□
High-pressure hose Longlife 400 2x EASY!Lock, ID 8, 400 bar, 10 m, ANTI!Twist	15	6.110-038.0	ID 8	400 bar	10 m		Durable, 10 m long high-pressure hose (ID 8) with double steel reinforcement and EASY!Lock hand screw connection at both ends and ANTI!Twist. Approved for 400 bar pressure.	□
Longlife food design with screw connections at both ends								
High-pressure hose, food grade Longlife, 400 2x EASY!Lock, ID 8, 10 m, ANTI!Twist	16	6.110-053.0	ID 8	400 bar	10 m		With blue, non-marking and animal fat resistant outer covering: durable high-pressure hose (ID 8), 10 m long, ANTI!Twist and EASY!Lock hand screw connection at both ends.	▲

■ Included in delivery. □ Available accessories. ▲ Extension hose.

ACCESSORIES FOR HDS 1000 BE

1.811-942.0




		Order No.	ID	Max. working pressure	Length	Price	Description	
Special hoses								
High-pressure hose 1x EASY!Lock curved 1x M 22 x 1.5, ID 8, 400 bar, 1.5 m	17	6.110-068.0	ID 8	400 bar	1.5 m		For connection to hose reels: high-pressure hose, with M 22 × 1.5 connection and curved EASY!Lock hand screw connection. 1.5 m long, suitable for up to 400 bar working pressure.	<input type="checkbox"/>

Included in delivery.
 Available accessories.
 Extension hose.

ACCESSORIES FOR HDS 1000 BE

1.811-942.0



		Order No.	Flow rate				Price	Description	
Trigger guns									
EASY!Force Advanced	1	4.118-005.0						Effortless, not energy-sapping: the EASY!Force high-pressure gun uses the recoil force of the high-pressure jet to reduce the holding force for the operator to zero.	■
Servo control									
Servo Control controller with EASY!Lock	2	4.118-008.0	750-1100 l/h						■
Quick connect									
Quick coupling	3	2.115-000.0						For fast changes between different spray lances/accessories. Perfect for Kärcher spray unit, suitable for trigger gun/spray lance interface. With M 22 x 1.5 internal thread.	□
Male coupling	4	2.115-001.0						Hardened stainless steel male coupling for quick coupling 6.401-458. With M 22 x 1.5 external thread.	□

■ Included in delivery. □ Available accessories. ▲ Extension hose.

ACCESSORIES FOR HDS 1000 BE

1.811-942.0



1-4

		Order No.	Nozzle size					Price	Description	
Power nozzle spray angle 25°										
Powerduese TR fuer Ersatz 25047	1	2.113-009.0	47						Fan jet nozzle with 25° spray angle, suitable for large areas and removing stubborn dirt and stains.	■
HP nozzle spray angle 0°										
High-pressure nozzle with 0° spray angle	2	2.113-034.0	50						High-pressure nozzle with powerful jet for extremely stubborn dirt.	□
Power nozzle spray angle 15°										
Power nozzle spray angle 15°	3	2.113-047.0	55						Fan jet nozzle with 15° spray angle suitable for stubborn dirt.	□
Power nozzle spray angle 40°										
Power nozzle spray angle 40°	4	2.113-054.0	50						Power nozzle with a 40° spray angle and fan jet, suitable for large areas and sensitive surfaces.	□

■ Included in delivery. □ Available accessories. ▲ Extension hose.

ACCESSORIES FOR HDS 1000 BE

1.811-942.0



		Order No.	Max. working pressure	Length		Price	Description	
Rotating spray lances								
1050 mm spray pipe, rotatable	1	4.112-000.0	300 bar	1050 mm			1050 mm stainless steel lance (manual coupling) with ergonomic handle for ease of use and protection. Rotatable 360° under pressure.	■
Spray lance, 200 mm, rotatable	2	4.112-027.0	300 bar	250 mm			600 mm stainless steel lance (manual coupling) with ergonomic handle for ease of use and protection. Rotatable 360° under pressure.	□
Spray lance, 400 mm, rotatable	3	4.112-024.0	300 bar	400 mm				□
600 mm spray pipe, rotatable	4	4.112-007.0	300 bar	600 mm				□
850 mm spray pipe, rotatable	5	4.112-006.0	300 bar	840 mm			850 mm stainless steel lance (manual coupling) with ergonomic handle for ease of use and protection. Rotatable 360° under pressure.	□
1550 mm spray pipe, rotatable	6	4.112-018.0	300 bar	1550 mm			1550 mm stainless steel lance (manual coupling) with ergonomic handle for ease of use and protection. Rotatable 360° under pressure.	□
2050 mm spray pipe, rotatable	7	4.112-021.0	300 bar	2050 mm			2050 mm stainless steel lance (manual coupling) with ergonomic handle for ease of use and protection. Rotatable 360° under pressure.	□
Double lance								
Double lance 960 mm	8	6.394-665.0	310 bar	960 mm			960 mm double lance for variable pressure adjustment on handle at full water flow rate. Suitable for agricultural use (e.g. stable cleaning).	□
Angular spray lance								
Spray lance for toilets and rain gutters	9	4.112-029.0					Stainless steel lance WC and gutter with nozzle insert. Specially shaped for effective and hygienic cleaning of gutters and toilets.	□
Flexible spray lance								
Flexible lance 1050 mm	10	4.112-035.0	210 bar	1050 mm			1050 mm flexible lance with variable bend from 20° to 140°, ideal for cleaning difficult to reach areas, e.g. gutters.	□
Telescopic spray lance								
Telescopic spray lance	11	4.112-037.0	225 bar	5400 mm			Can be continuously extended from 1.8 to 5.4 m. For cleaning areas that are difficult to reach, such as ceilings or facades. With integrated HD trigger gun, M 22 x 1.5 connection with rotary coupling. Connection for M 18 x 1.5 nozzles.	□
Strap for telescopic spray pipe	12	6.373-987.0					Convenient strap for relief when working with the telescopic spray lance (6.394-690). The burden is optimally distributed on the body and longer periods of use are possible.	□
Gutter cleaner								
Gutter cleaning lance	13	2.112-015.0					The lance is suited for cleaning of gutter systems. Because of the shape of the lance and the special nozzle the gutter can be cleaned without removing the cover plates.	□
Undercarriage spray lance								
Underbody lance	14	4.112-032.0		700 mm			Stainless steel lance for effective and easy underbody and wheel arch cleaning. Without high-pressure nozzle.	□
Additional handle								
Additional handle for EASY!Lock spray lances	15	4.321-380.0						□

■ Included in delivery. □ Available accessories. ▲ Extension hose.

ACCESSORIES FOR HDS 1000 BE

1.811-942.0



2

		Order No.					Price	Description	
Wheel mounting kit									
Wheel attachment kit for HDS 1000 Be/De	1	2.637-820.0						Practical kit with pneumatic tyres for HDS 1000 BE and HDS 1000 DE high-pressure cleaners. For improved manoeuvrability.	<input type="checkbox"/>
Y distributor									
Y distributor	2	4.111-024.0							<input type="checkbox"/>

■ Included in delivery. □ Available accessories. ▲ Extension hose.

ACCESSORIES FOR HDS 1000 BE

1.811-942.0



		Order No.	Flow rate	Nozzle size	Diame-ter	Price	Description	
Hard Surface Cleaner FRV 30								
Hose fastening attachment kit	1	2.642-528.0						<input type="checkbox"/>
Dirt trap attachment kit	2	2.642-532.0						<input type="checkbox"/>
FR 30 Me surface cleaner								
Hard Surface Cleaner FR 30 Me	3	2.111-013.0			300 mm		Hot water resistant stainless steel surface cleaner with double ceramic bearings, non-marking swivel castors and suction hose connection. Ideal for indoor cleaning, e.g. food industry.	<input type="checkbox"/>
Hard Surface Cleaner FR 50								
Surface Cleaner FR 50 Me	4	2.111-023.0			500 mm		Hot water resistant stainless steel surface cleaner with 500 mm working width. Ideal for large areas. With double ceramic bearings, push handle, non-marking swivel castors and detergent dosing system.	<input type="checkbox"/>
Machine-specific nozzle kits for FR								
Nozzle kit for surface cleaners	5	2.640-442.0	850-1100 l/h				Nozzle kit includes power nozzles and unions. For Kärcher surface cleaners (850 to 1100 l/h).	<input type="checkbox"/>
Machine-specific nozzle kits for FRV								
Nozzle kit 050 - for FRV	6	2.642-433.0		50				<input type="checkbox"/>
FRV 30 Me surface cleaner								
Extension hose FRV 30 Me and FRV 50 Me	7	4.441-040.0						<input type="checkbox"/>
Surface Cleaner FRV 30 Me	8	2.111-012.0						<input type="checkbox"/>
Surface Cleaner FR 50 Me								
Surface Cleaner FRV 50 ME	9	2.111-024.0						<input type="checkbox"/>

■ Included in delivery. □ Available accessories. ▲ Extension hose.

ACCESSORIES FOR HDS 1000 BE

1.811-942.0



		Order No.					Price	Description	
Nozzle insert up to 1,100 l/h - low pressure	19	4.769-001.0						For low pressure with machines up to 1.100 l/h	<input type="checkbox"/>

Included in delivery.
 Available accessories.
 Extension hose.

ACCESSORIES FOR HDS 1000 BE

1.811-942.0



		Order No.	Nozzle size				Price	Description	
Wet blasting attachment (without nozzle)									
Wet blasting attachment with flow control (without nozzles)	1	4.115-000.0						Paint, rust and scale removal made easy: Kärcher wet blasting attachment with flow control for adding blasting abrasive to the high-pressure jet.	<input type="checkbox"/>
Wet blasting attachment without flow control (nozzles not included)	2	4.115-006.0						Paint, rust and scale removal made easy: Kärcher wet blasting attachment with flow control for adding blasting abrasive to the high-pressure jet. Without flow control.	<input type="checkbox"/>
Nozzle kits for wet jet unit									
Nozzle kit for wet jet unit 050	3	2.637-902.0	50					Nozzle kit with wet blasting nozzle and nozzle insert (type specific). For optimal Kärcher wet blasting attachment performance. Only in combination with wet blasting attachment 4.762-010/-022.	<input type="checkbox"/>
Boron carbide nozzle									
Boron carbide nozzle, for machines up to 1,000 l/h	4	6.415-084.0	6 mm					In addition to nozzle packs. Very wear-resistant nozzle with boron carbide chuck for continuous-duty operation.	<input type="checkbox"/>

■ Included in delivery. □ Available accessories. ▲ Extension hose.

ACCESSORIES FOR HDS 1000 BE

1.811-942.0



		Order No.	Max. working pressure	Nozzle size	Diameter		Price	Description	
Pipe cleaning hose, ID 6									
Pipe cleaning hose, ID 6, 10 m, max. 250 bar	1	6.110-046.0	250 bar					The 10 m pipe cleaning hose is a highly flexible high pressure hose for pipe interior cleaning (threaded connection for nozzle R 1/8).	<input type="checkbox"/>
Pipe cleaning hose, ID 6, 20 m, max. 250 bar	2	6.110-008.0	250 bar					The 20 m pipe cleaning hose is a highly flexible high pressure hose for pipe interior cleaning (threaded connection for nozzle R 1/8).	<input type="checkbox"/>
Pipe cleaning hose, ID 6, 30 m, max. 250 bar	3	6.110-047.0	250 bar					The 30 m pipe cleaning hose is a highly flexible high pressure hose for pipe interior cleaning (threaded connection for nozzle R 1/8).	<input type="checkbox"/>
Pipe cleaning nozzle									
Pipe cleaning dirt blaster D 25 / 060	4	6.415-945.0		60	25 mm			The forward-tilted rotating pencil jet removes the most stubborn dirt. The three backwards-tilted jets ensure the necessary forward movement, as well as convenient handling.	<input type="checkbox"/>
Pipe cleaning dirt blaster D 30 / 060	5	6.415-947.0		60	30 mm				<input type="checkbox"/>
Pipe cleaning dirt blaster D 35 / 060	6	6.415-949.0		60	35 mm				<input type="checkbox"/>
Pipe cleaning nozzle	7	5.763-015.0		55	16 mm			16 mm pipe cleaning nozzle with internal thread. Various jet directions for environmentally-friendly cleaning of blocked drains and pipes.	<input type="checkbox"/>
	8	5.763-016.0		60	16 mm				<input type="checkbox"/>
	9	5.763-017.0		50	30 mm			Pipe cleaning nozzle with inner thread. Different spray directions. The hose moves freely through the pipe. (R 1/8" connection, 3 x 30° backwards, diameter 30 mm.)	<input type="checkbox"/>
Rotating pipe cleaning nozzle	10	6.415-428.0		50	16 mm			Pipe cleaning nozzle with four rotating jets and inner thread. Different spray directions. The hose moves freely through the pipe. With R 1/8" connection.	<input type="checkbox"/>

■ Included in delivery. □ Available accessories. ▲ Extension hose.

ACCESSORIES FOR HDS 1000 BE

1.811-942.0



		Order No.	Max. working pressure	Nozzle size			Price	Description	
Dirt blaster, large									
Dirt blaster	1	4.114-027.0	300 bar	50				The dirt blaster with rotating pencil jet offers 10 times better cleaning performance. Ceramic nozzle and bearing ring for a long service life. Further data: Max. 300 bar, 30 MPa, 85°C.	<input type="checkbox"/>

Included in delivery.
 Available accessories.
 Extension hose.

ACCESSORIES FOR HDS 1000 BE

1.811-942.0



		Order No.	Flow rate					Price	Description	
Cup foam lance										
Cup foam lance Advanced 025	1	2.112-017.0							Short, handy foam lance with adjustable spray angle with 1 litre detergent tank. Ideal for cleaning cars due to its compact design.	<input type="checkbox"/>
1-litre cleaning agent container for foam lance	2	6.414-954.0								<input type="checkbox"/>
Inno Foam Kit										
Inno Foam Set with detergent injector	3	2.112-000.0							High-pressure foam system with double lance (foam nozzle and high-pressure jet for rinsing). For use with mobile and stationary high-pressure and HDS pressure cleaners for cleaning or disinfection.	<input type="checkbox"/>
Inno Foam Set	4	2.112-008.0								<input type="checkbox"/>
Easy Foam Set										
Easy Foam Set with RM injector	5	2.112-010.0							HP foam system for use with HD/HDS units for cleaning and disinfecting. Foam nozzle for connection to lance and HP chemical injector with precision 0-5% metering valve. The machine specific nozzle kit has to be ordered separately.	<input type="checkbox"/>
Easy Foam Set	6	2.112-011.0								<input type="checkbox"/>
Nozzle kits for Inno/Easy Foam Set										
Nozzle kit 090 for Inno / Easy Set 700-1,000 l/h	7	2.111-019.0	700-1000 l/h						Nozzle kit contains Kärcher power nozzles and nozzle inserts. For Inno/Easy-Foam set 700-1000 l/h. For optimal foam system performance.	<input type="checkbox"/>
Foam nozzle mounting kit										
Foam nozzle attachment kit	8	2.112-013.0							Foaming agent kit. The foam nozzle is ideal for use in sanitary areas and the food industry and wherever long application times are necessary.	<input type="checkbox"/>

■ Included in delivery. □ Available accessories. ▲ Extension hose.

ACCESSORIES FOR HDS 1000 BE

1.811-942.0

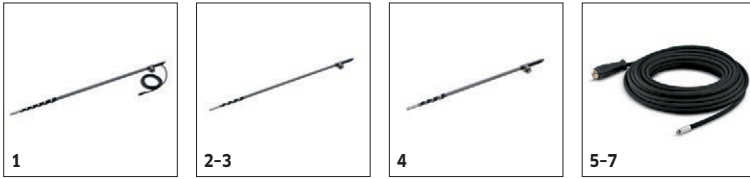


		Order No.	Length				Price	Description	
Manual hose reel attachment kit									
Hose reel attachment kit for HDS petrol machines	1	2.110-005.0	20 m					Hose reel attachment kit for installation on the machine. For safe and tidy storage of high-pressure hoses (with connection hose to machine HP outlet). Rotatable under pressure with connection 22 x 1.5.	<input type="checkbox"/>
Automatic, self-winding hose reels									
Automatic hose reel, powder-coated steel / plastic	2	6.392-074.0	20 m					Automatic hose reel for 20 m high-pressure hose. The console is made from powder-coated steel, the drum is made from plastic.	<input type="checkbox"/>
Automatic stainless steel / synthetic material hose drum	3	6.392-083.0	20 m					Automatic hose reel for 20 m high-pressure hose. The console consists of stainless steel, the drum is made from plastic.	<input type="checkbox"/>
Automatic hose reel, coated	4	6.392-106.0	20 m					Automatic hose reel of durable plastic. Painted steel bracket. Suitable for 20 m high-pressure hose.	<input type="checkbox"/>
Add-on kit hose reel lacquered basaltgra	5	6.392-105.0	20 m						<input type="checkbox"/>
Automatic hose reel, stainless steel, includes swivel holder	6	6.392-076.0	20 m					Automatic stainless steel hose reel. With swivel holder. Suitable for 20 m high-pressure hose.	<input type="checkbox"/>
ABS automatic stainless steel hose drum	7	6.392-122.0	20 m					High-grade, automatic steel hose reel. Especially suitable for use in the food industry. The material and finish provide for a corrosion-resistant, watertight capsuled sprong drive. Connection for HP hoses with nipple.	<input type="checkbox"/>
Powder-coated swivel holder	8	2.639-931.0						Swivel holder for automatic hose reel wall mounting. For maximum action radius and flexibility of high-pressure hose. Rotatable 120°. Galvanised steel.	<input type="checkbox"/>
Pivoting stainless steel wall bracket attachment kit	9	2.641-867.0						Swivelling wall bracket made of high-grade steel (for 2.641-866). This makes maximum flexibility and convenience possible when working with the HP hose.	<input type="checkbox"/>

■ Included in delivery. □ Available accessories. ▲ Extension hose.

ACCESSORIES FOR HDS 1000 BE

1.811-942.0



		Order No.	Flow rate	Inlet temperature	Length	Length	Price	Description	
Solar cleaning - telescopic lances									
iSolar TL 14 C (without hose)	1	4.110-002.0		max. 60 °C				Full carbon telescopic rod for maximum rigidity with minimal weight. With 14 m max. reach and practical quick-release couplings for easy extension and retraction.	<input type="checkbox"/>
iSolar TL 10 C (without hose)	2	4.110-007.0		max. 60 °C					<input type="checkbox"/>
iSolar TL 10 H (without hose)	3	4.110-003.0		max. 60 °C				Telescopic rod made from a carbon/fibreglass mixture for maximum rigidity with minimum weight. With 10 m max. reach and practical quick-release couplings for easy extension and retraction.	<input type="checkbox"/>
iSolar TL 7 H (without hose)	4	4.110-004.0		max. 60 °C				Telescopic rod made from a carbon/fibreglass mixture for maximum rigidity with minimum weight. With 7.2 m max. reach and practical quick-release couplings for easy extension and retraction.	<input type="checkbox"/>
iSolar HP hose 7	5	6.392-978.0		max. 155 °C				High-quality, flexible HP hose (with rubber covering) for the iSolar TL 7. The outer layer has especially good sliding properties when extending and retracting the telescopic rod.	<input type="checkbox"/>
iSolar HP hose 10	6	6.392-977.0		max. 155 °C				High-quality, flexible HP hose (with rubber covering) for the iSolar TL 10. The outer layer has especially good sliding properties when extending and retracting the telescopic rod.	<input type="checkbox"/>
iSolar HP hose 14	7	6.392-976.0		max. 155 °C				High-quality, flexible HP hose (with rubber covering) for the iSolar TL 14. The outer layer has especially good sliding properties when extending and retracting the telescopic rod.	<input type="checkbox"/>

■ Included in delivery. □ Available accessories. ▲ Extension hose.

ACCESSORIES FOR HDS 1000 BE

1.811-942.0




		Order No.	Flow rate				Price	Description	
Push-on washing brush									
Push-on wash brush	1	4.113-001.0						For general-purpose cleaning of all surfaces. Clamps directly onto the spray lance. Connection M 18 x 1.5	<input type="checkbox"/>
Rotating washing brush									
Rotating wash brush for > 800 l/h machines, nylon bristles	2	4.113-002.0	800-1300 l/h					Driven by water stream. Gently removes fine dust and traffic film from any surface. Temperature resistant up to 60°C, M 18 x 1.5 (replaceable brush insert).	<input type="checkbox"/>
Rotating wash brush for > 800 l/h machines, natural bristles	3	4.113-005.0	800-1300 l/h						<input type="checkbox"/>

■ Included in delivery. □ Available accessories. ▲ Extension hose.

ACCESSORIES FOR HDS 1000 BE

1.811-942.0



		Order No.	Length	Diameter			Price	Description	
Geka coupling									
Geka connector with hose barb, R 1"	1	6.388-465.0							<input type="checkbox"/>
Geka connector with internal thread, R 1"	2	6.388-458.0						with female thread	<input type="checkbox"/>
Suction filter									
Water suction filter	3	6.414-956.0							<input type="checkbox"/>
Suction filter with check valve	4	4.730-012.0						Brass suction filter suitable for ponds, storage tanks, etc. With check valve.	<input type="checkbox"/>
Water fine filter									
Water fine filter, 90-120 µm, R 1", suitable for pressure and vacuuming operation	5	2.638-255.0						Mounts to machine, suitable for pressure and suction mode, 90-120 µm	<input type="checkbox"/>
Water fine filter, with adapter	6	4.730-102.0						Fine-mesh water filter, 125 µm, max. temperature 50°C. Protects the high-pressure cleaner from dirt particles contained in the water. Water flow rate up to 1200 l/h. Connection 3/4", with adapter, 1".	<input type="checkbox"/>
Water fine filter, 100 µm, R 1"	7	2.638-270.0						Fine-mesh water filter, 100 µm, max. temperature 60°C. Connects to high-pressure cleaner. Protects the high-pressure cleaner from dirt particles contained in the water. Water flow rate up to 1200 l/h. Connector 1".	<input type="checkbox"/>

■ Included in delivery. □ Available accessories. ▲ Extension hose.



SWEEP EX AUSTRALIA

2/5 Clay Place EASTERN CREEK NSW 2766

sweepex.com.au | sales@sweepex.com.au

1800 680 337